

Date: 19 March 2015


Service Bulletin 04/15

Subject: GLOMEX WEBBOAT IT1004 FIRMWARE UPDATE

First of all you have to download the latest weBBoat's firmware.

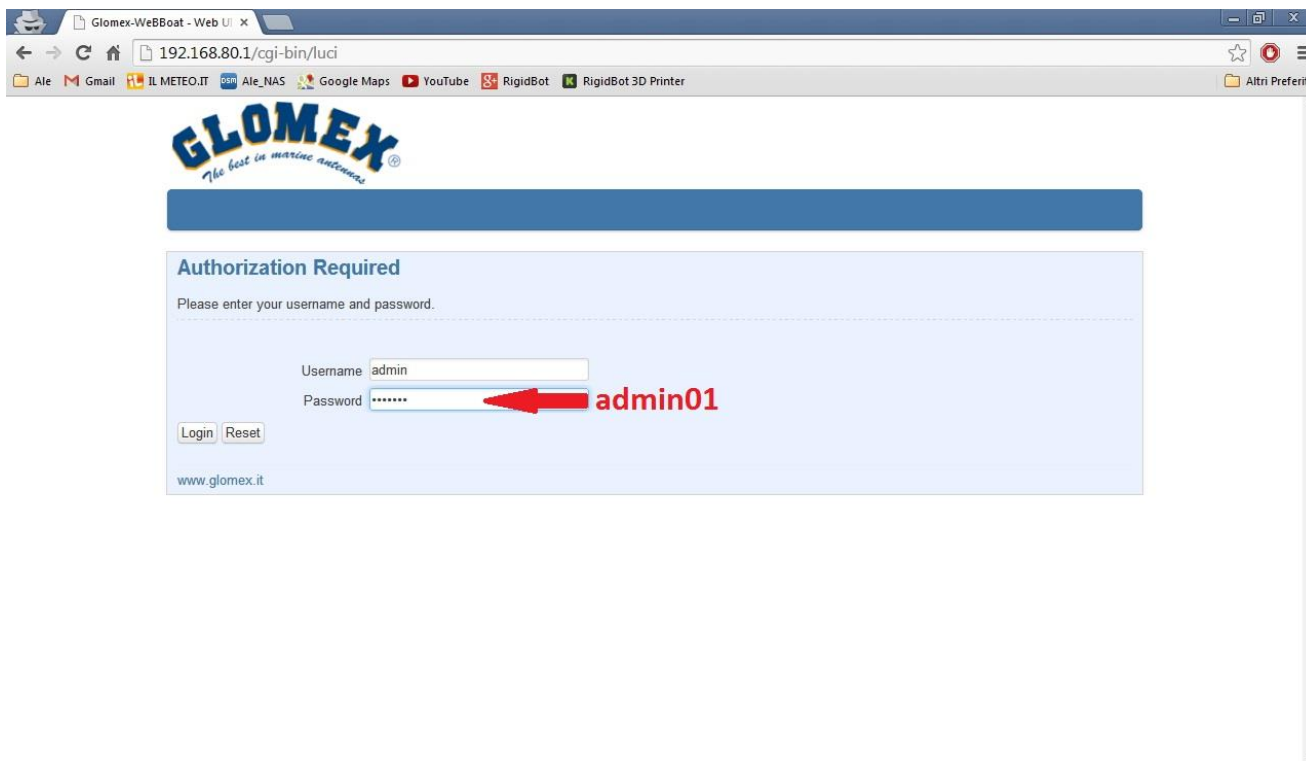
You can download the latest firmware from the link below:

https://www.dropbox.com/s/xwleh2n6fienqwz/IT1004_latest_firmware.zip?dl=0



Connect your computer to the weBBoat's WiFi network or connect a LAN cable to LAN1 or LAN3 on the black device inside the dome.

The WAN port doesn't work for this purpose.



Open your web browser and type the URL 192.168.1.1 if your firmware is older than 5.39 (so if you need to update from 5.27 to a newer firmware).

If your firmware is 5.39 or newer the URL is 192.168.80.1

Enter the default password which is **admin01**.

If you changed the password from this web interface or from the Glomex Android or iOS app you have to enter that password. **THIS ISN'T THE WIFI PASSWORD.**



Glomex-WeBBoat - System x

192.168.80.1/cgi-bin/luci

Ale Gmail IL METEO.IT Ale_NAS Google Maps YouTube RigidBot RigidBot 3D Printer Altri Preferiti

GLOMEX
The best in marine antennas

Status - Network - Services - **System** - Logout

System information

System

Router Name	
Router Model	IT1004
Firmware Version	IT1004_NW_08.00.538
Kernel Version	3.3.8
Local Time	Thu Feb 12 13:28:57 2015
Uptime	0h 7m 11s
Load Average	0.74, 0.69, 0.35

Memory

Total Available	16568 kB / 29912 kB (55%)
Free	4660 kB / 29912 kB (15%)
Cached	8884 kB / 29912 kB (29%)
Buffered	3044 kB / 29912 kB (10%)

www.glomex.it

Click on **System** menu



Glomex-WebBoat - System x

192.168.80.1/cgi-bin/luci

Ale Gmail IL METEO.IT Ale_NAS Google Maps YouTube RigidBot RigidBot 3D Printer Altri Preferiti

GLOMEX
The best in marine antennas

Status - Network - Services - System - Logout

System information

Configuration Wizard
Administration
Backup and Firmware
Reboot

System

Router Name	
Router Model	IT1004
Firmware Version	IT1004_NW_08.00.538
Kernel Version	3.3.8
Local Time	Thu Feb 12 13:29:07 2015
Uptime	0h 7m 22s
Load Average	1.17, 0.79, 0.39

Memory

Total Available	16408 kB / 29912 kB (54%)
Free	4500 kB / 29912 kB (15%)
Cached	8884 kB / 29912 kB (29%)
Buffered	3044 kB / 29912 kB (10%)

www.glomex.it

192.168.80.1/cgi-bin/luci/stok=f07b36ee6a0d9d037705fe45d93ed4d4/admin/system/flashops

Click **Backup and Firmware**

Glomex-WebBoat - Backup x

192.168.80.1/cgi-bin/luci/stok=f07b36ee6a0d9d037705fe45d93ed4d4/admin/system/flashops

Ale Gmail IL METEO.IT Ale_NAS Google Maps YouTube RigidBot RigidBot 3D Printer Altri Preferiti

GLOMEX
The best in marine antennas

Status - Network - Services - System - Logout

Backup and reset configuration

Backup archive:

Reset to defaults:

Troubleshoot package

Logging information and configuration:

Restore configuration

Restore backup: Nessun file selezionato

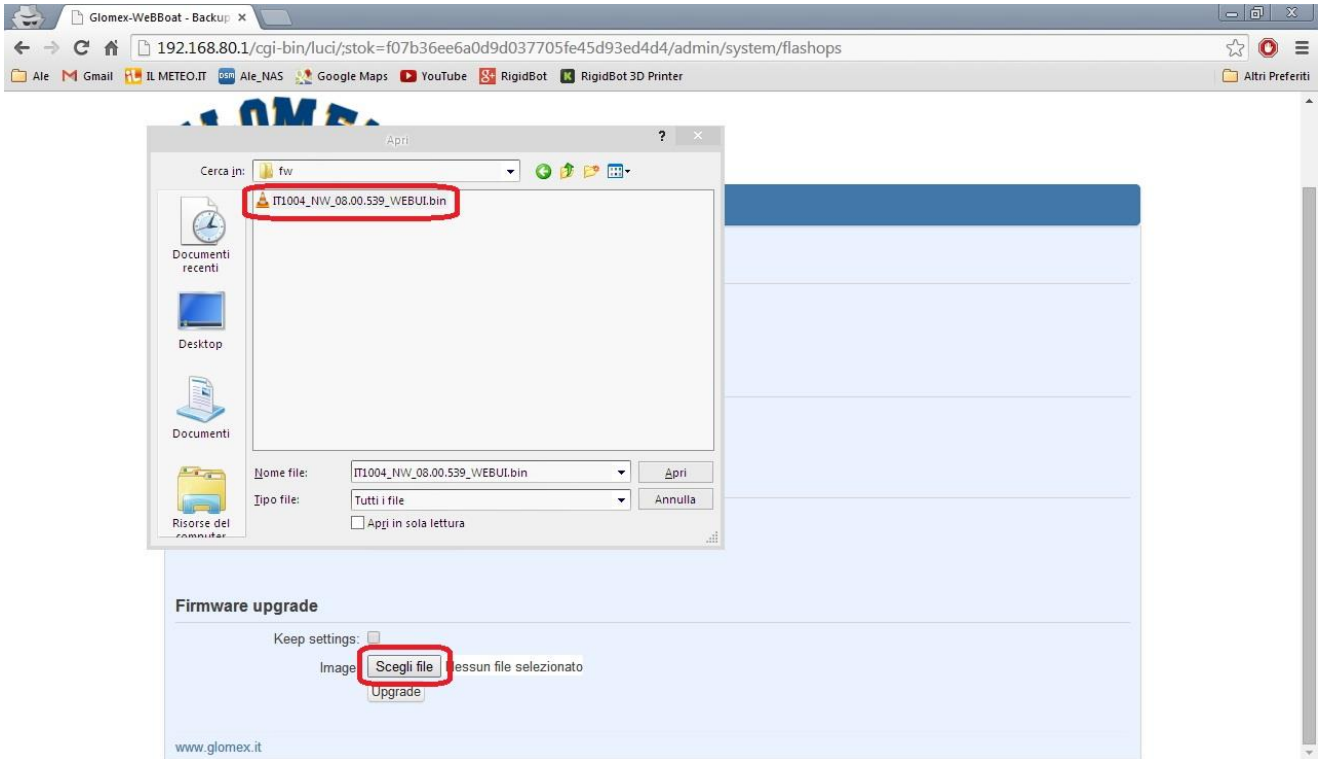
Firmware upgrade

Keep settings: **unchecked**

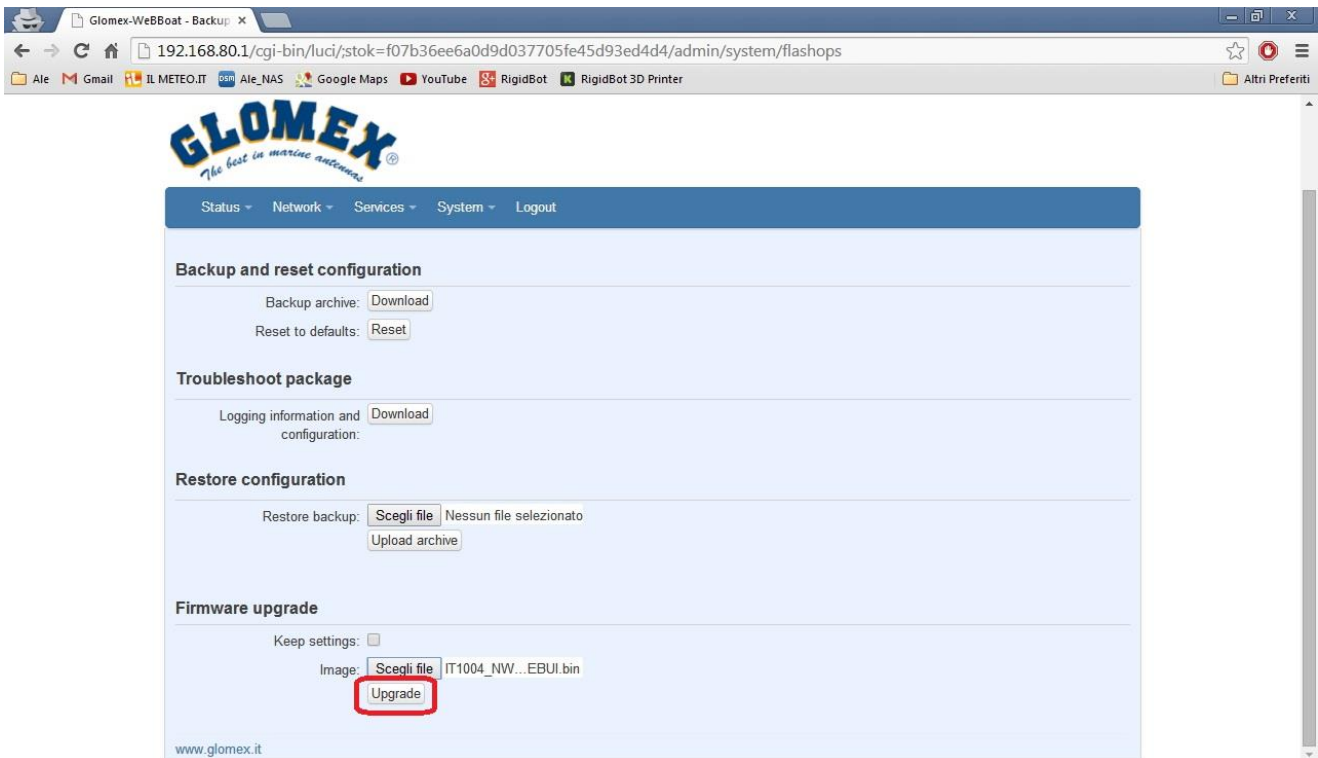
Image: Nessun file selezionato

www.glomex.it

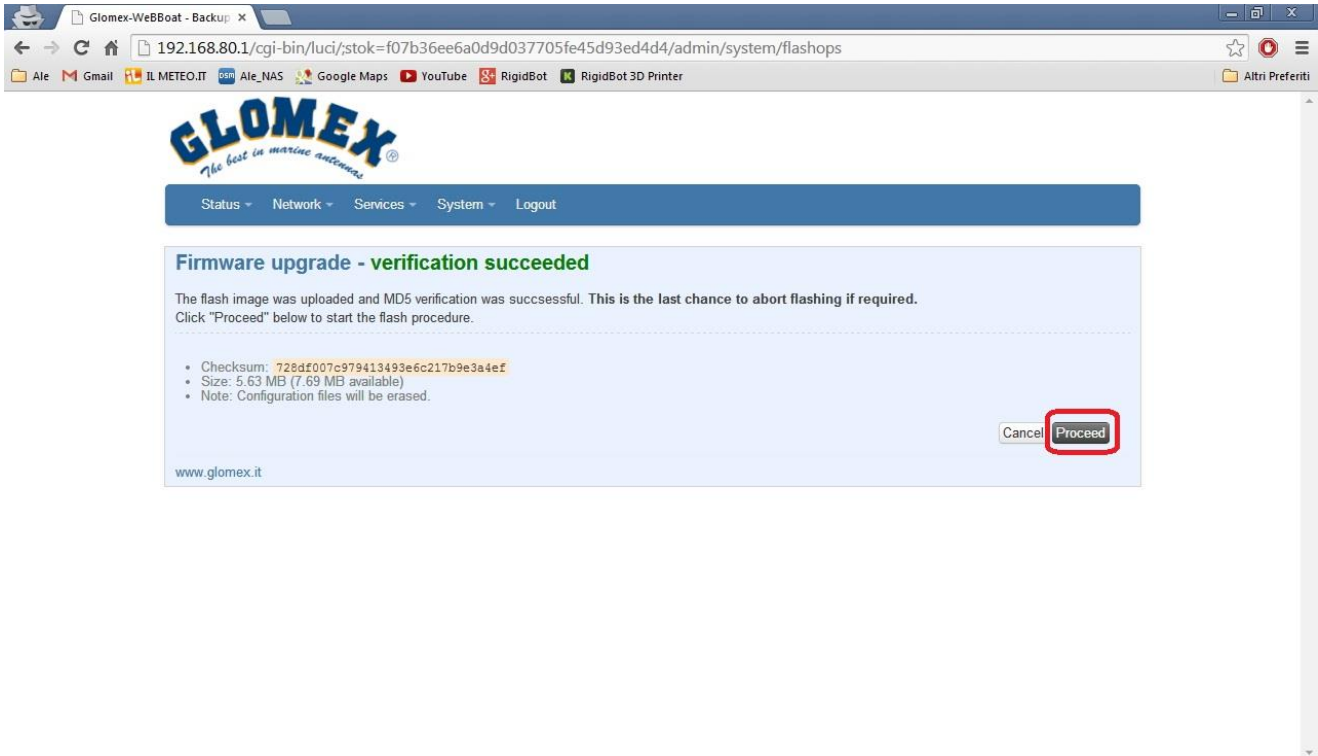
Uncheck the **Keep settings** box under **Firmware upgrade**



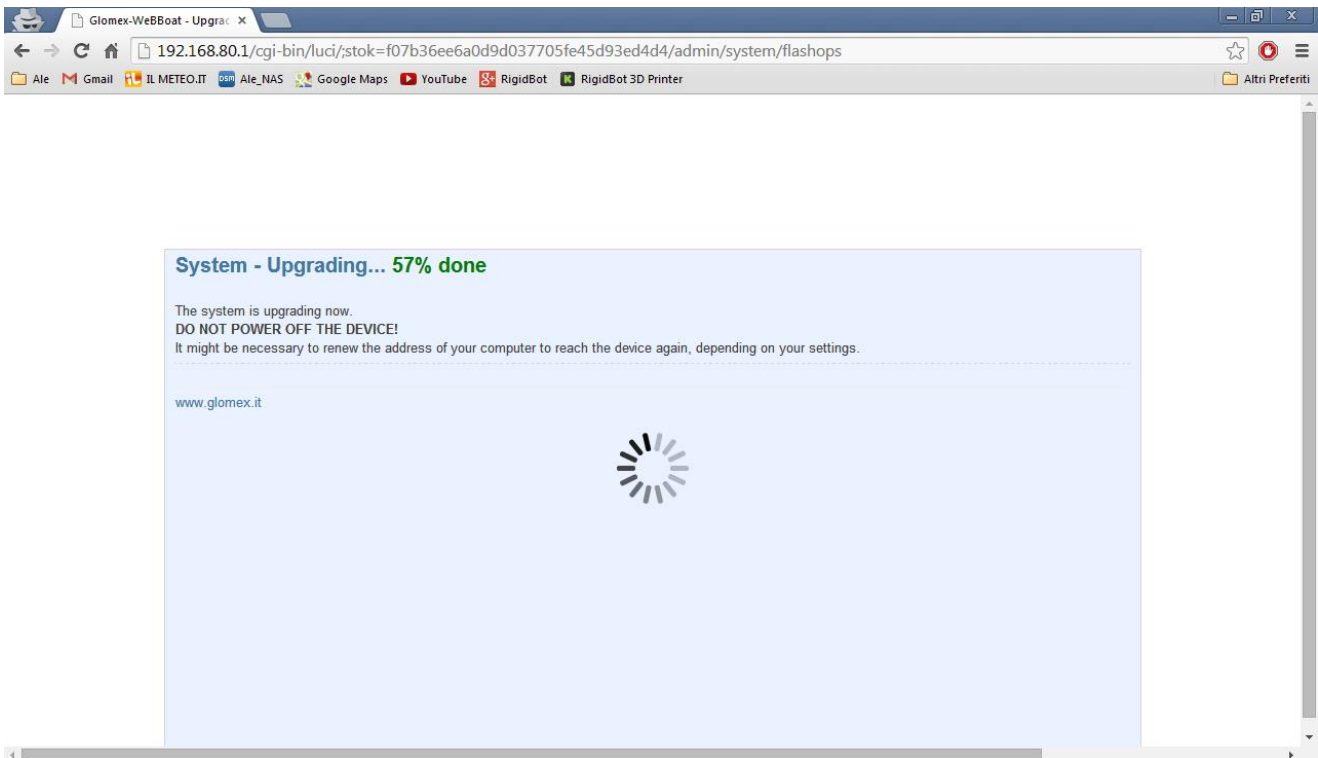
Click **Select file** and choose the firmware update file from your computer



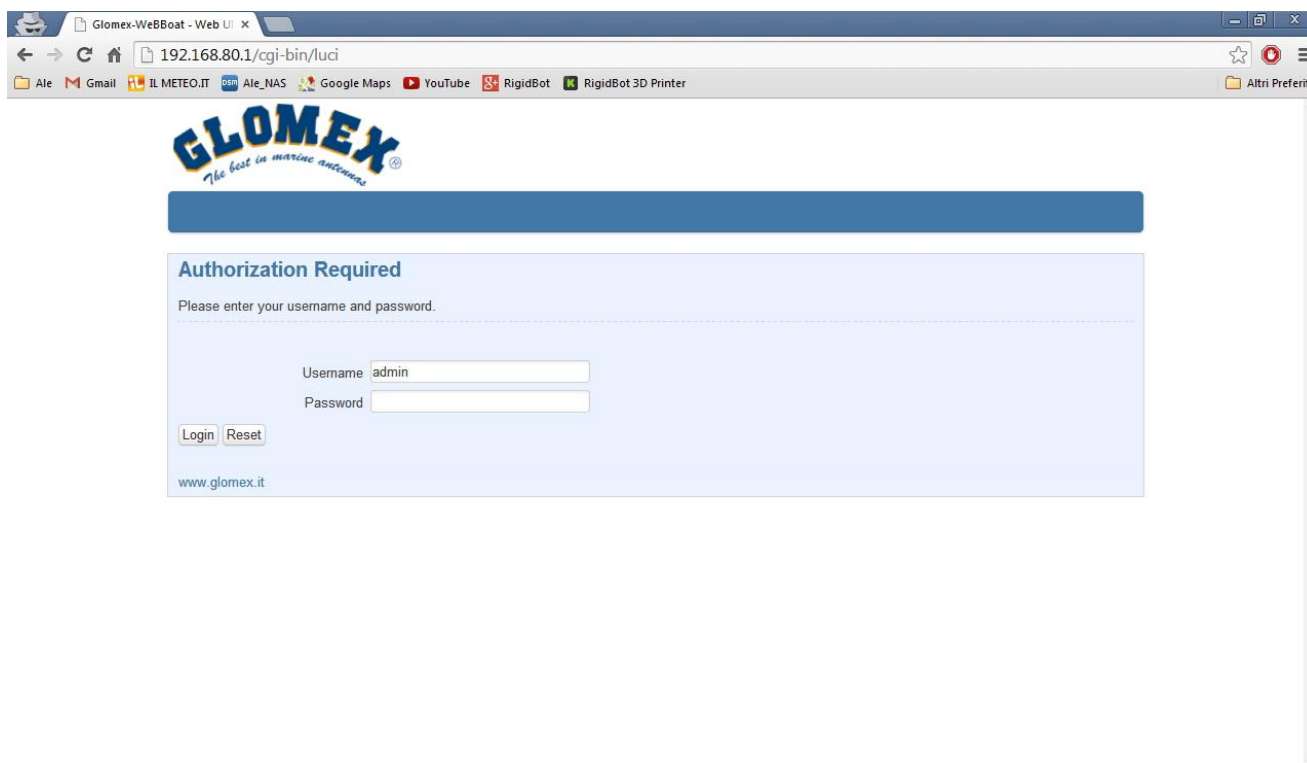
Click **Upgrade**



After a few seconds a new window will open.
Click **Proceed** to confirm the firmware upgrade



The firmware upgrade routine will take a few minutes.



When the firmware upgrade is finished you will be redirected to the login page.
If not type on the browser the IP address 192.168.80.1 until you see the login page.

Power-off the weBBoat and power it on again.

Now you can close the web browser, connect to the weBBoat's WiFi network with your Android or iOS device and open the Glomex app.

Please follow the Configuration Wizard to configure your weBBoat with the proper mobile provider and WiFi networks as described in the USER AND INSTALLATION MANUAL.

The manual can be found here

http://www.glomex.it/webboat/front/upload/Glomex_manuale%20weBBoat%204G_eng.pdf